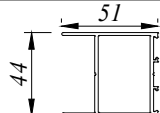
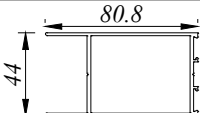
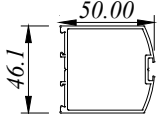
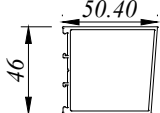
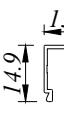
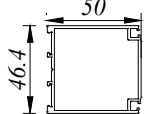


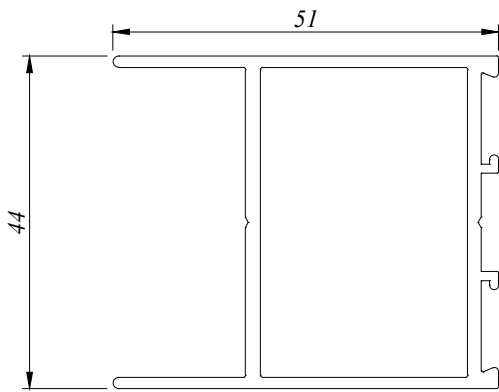
SWD - Swing Door
450 SERIES

PROFILE NO.	PICTURE OF PROFILE	WEIGHT (KG/M)	THICKNESS	PACKING IN BUNDLE (PCS)
			AREA PERIMETER	
SWD 4501		0.880	1.50 MM 241.819 MM	4
SWD 4502		1.202	1.50 MM 310.619 MM	2
SWD 4503		0.933	1.50 MM 216.386 MM	4
SWD 4504		1.000	1.50 MM 207.740 MM	4
SWD 4505		0.157	0.90 MM 109.678 MM	24
SWD 4506		0.931	1.50 MM 236.736 MM	4

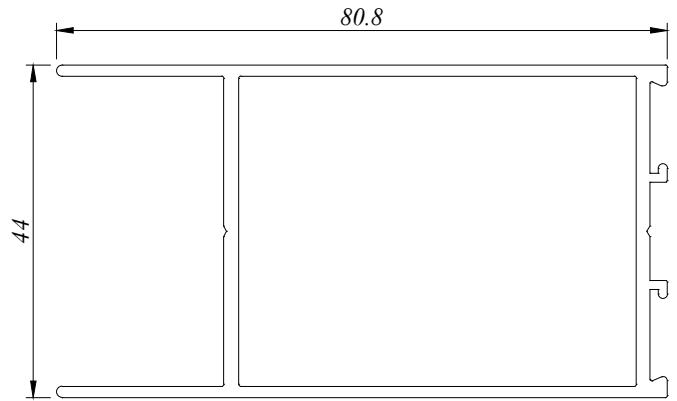
All Profiles are standard length 6.1M for SWD Series except for 4503, 4504 & 4506 which is 4.34M & 4.88M

SWD - Swing Door

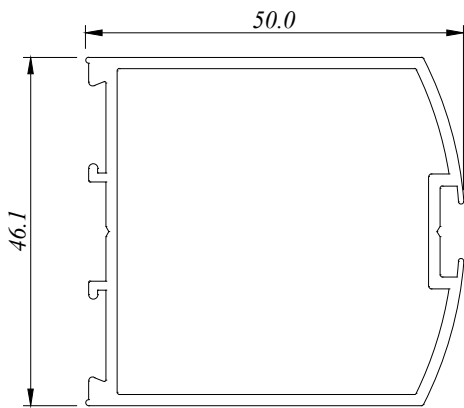
450 SERIES



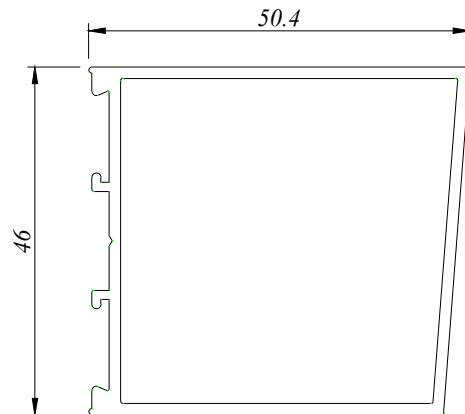
SWD 4501
0.880 Kg/M
AP : 241.819 MM



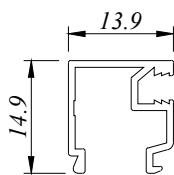
SWD 4502
1.202 Kg/M
AP : 310.619 MM



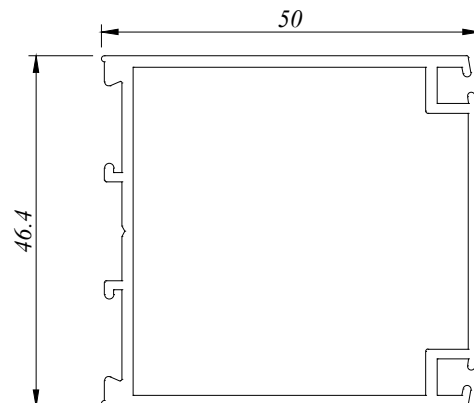
SWD 4503
0.933 Kg/M
AP : 216.386 MM



SWD 4504
1.000 Kg/M
AP : 207.740 MM



SWD 4505
0.157 Kg/M
AP : 109.678 MM



SD 4506
0.931 Kg/M
AP : 236.736 MM



BP Aluminium Extrusion Sdn. Bhd.

**No.15 & 16, 1C KKIP Selatan, Industrial Zone 2, KKIP,
88450, Jalan Sepanggar, Menggatal.
t : 60-88-499333, 499111 f : 60-88-499222
b_p_a@yahoo.com**