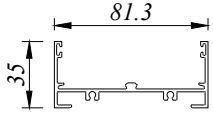
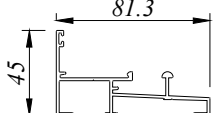
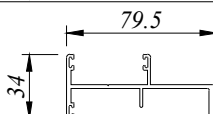
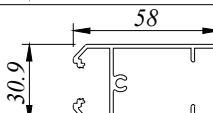
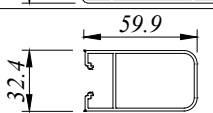
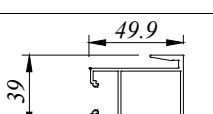
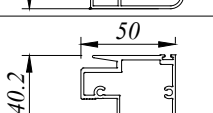
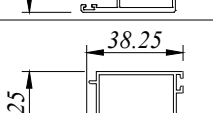
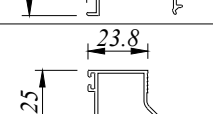
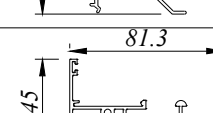
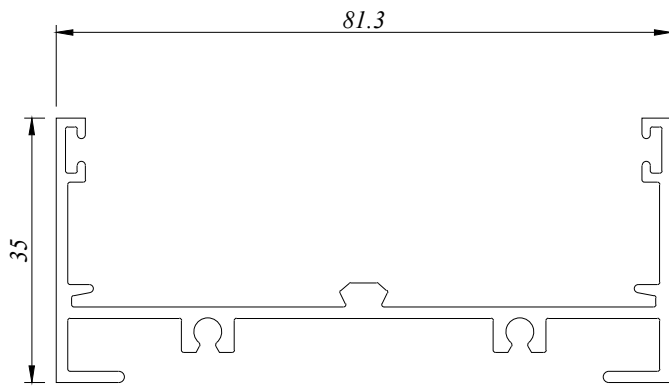


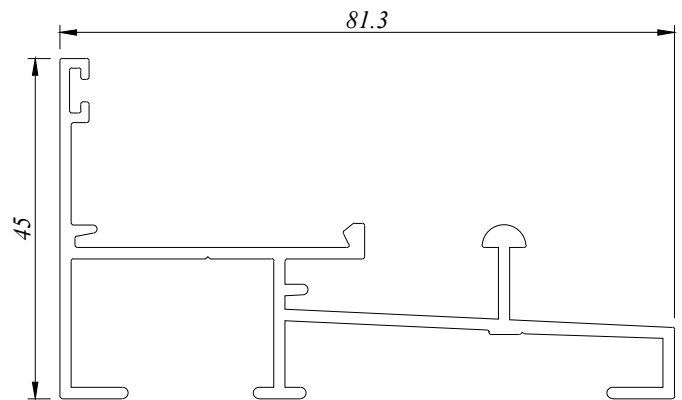
SD - Sliding Door
44 SERIES

PROFILE NO.	PICTURE OF PROFILE	WEIGHT (KG/M)	THICKNESS	PACKING IN BUNDLE (PCS)
			AREA PERIMETER	
SD 4401		0.900	1.50 MM 407.220 MM	4
SD 4402		0.902	1.50 MM 426.138 MM	4
SD 4403		0.945	2.00 MM 340.845 MM	4
SD 4404		0.742	1.50 MM 361.897 MM	6
SD 4405		0.789	1.50 MM 252.010 MM	6
SD 4406		0.855	1.50 MM 277.732 MM	6
SD 4407		1.242	2.50 MM 263.831 MM	4
SD 4408		0.312	1.20 MM 192.589 MM	10
SD 4409		0.289	1.20 MM 175.749 MM	10
SD 4412		0.992	1.50 MM 460.169 MM	4

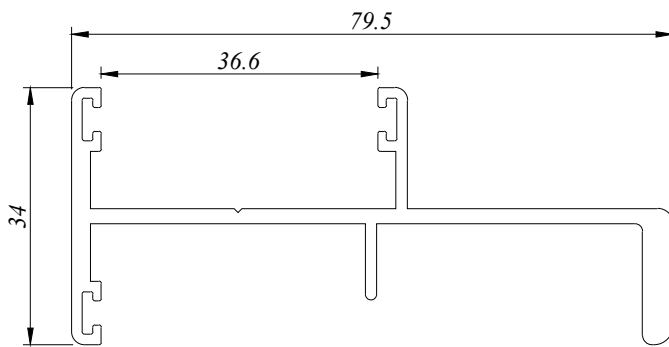
All Profiles are standard length 6.1 M for SD Series except for SD 4403, SD 4405, SD 4406, and SD 4407 which is 5.49M or 6.1M



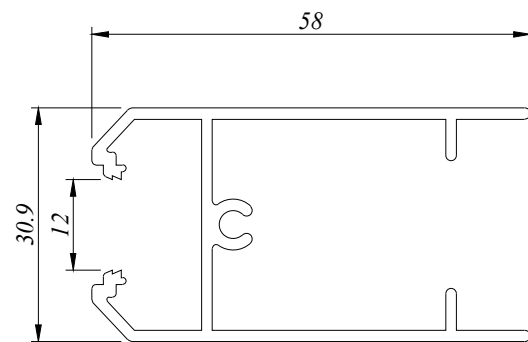
SD 4401
0.900 Kg/M
AP : 407.220 MM



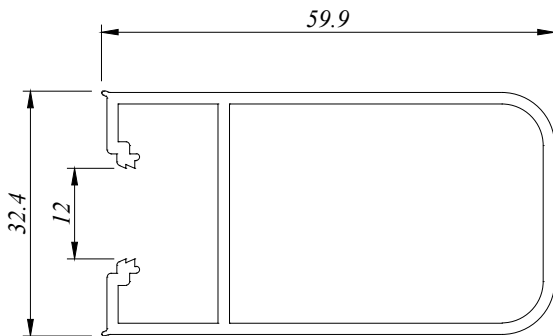
SD 4402
0.902 Kg/M
AP : 426.138 MM



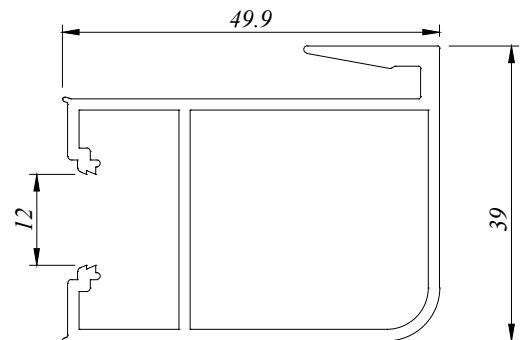
SD 4403
0.945 Kg/M
AP : 340.845 MM



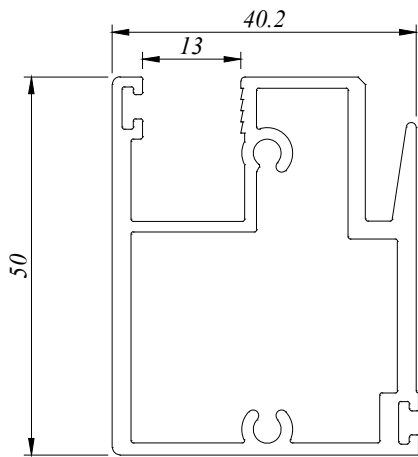
SD 4404
0.742 Kg/M
AP : 361.897 MM



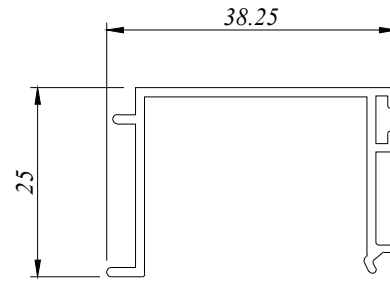
SD 4405
0.789 Kg/M
AP : 252.010 MM



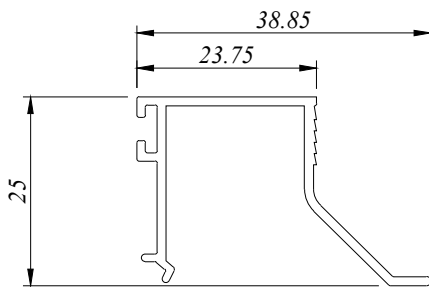
SD 4406
0.855 Kg/M
AP : 277.732 MM



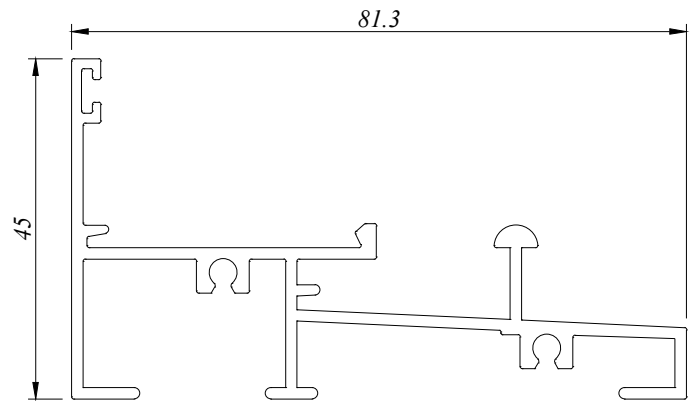
SD 4407
1.242 Kg/M
AP : 263.831 MM



SD 4408
0.312 Kg/M
AP : 192.589 MM



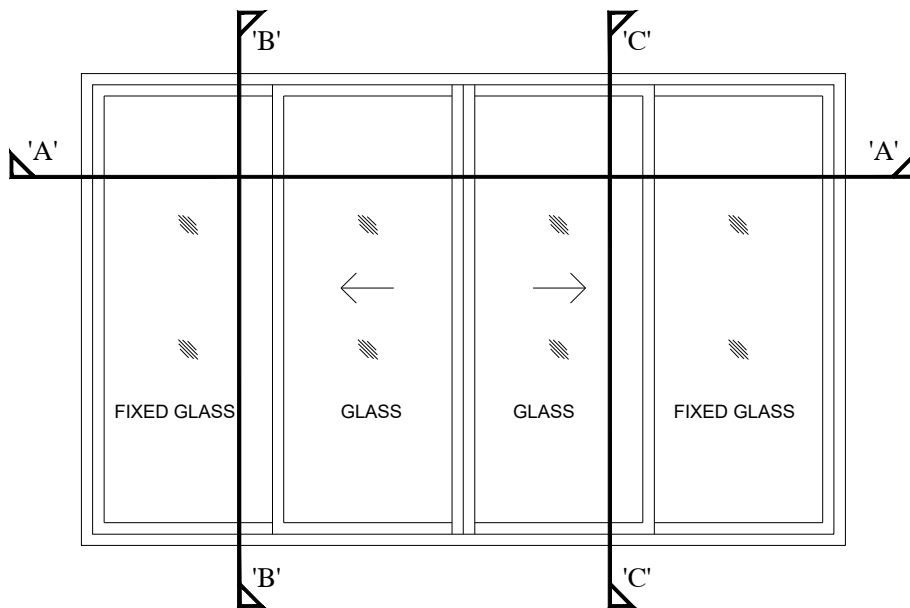
SD 4409
0.289 Kg/M
AP : 175.749 MM



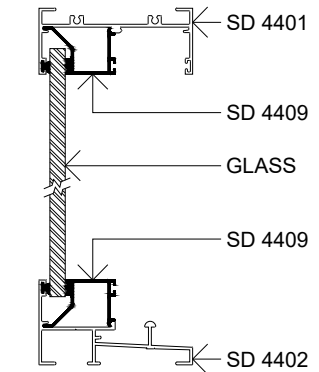
SD 4412
0.992 Kg/M
AP : 460.169 MM

aluminium profiles component usage

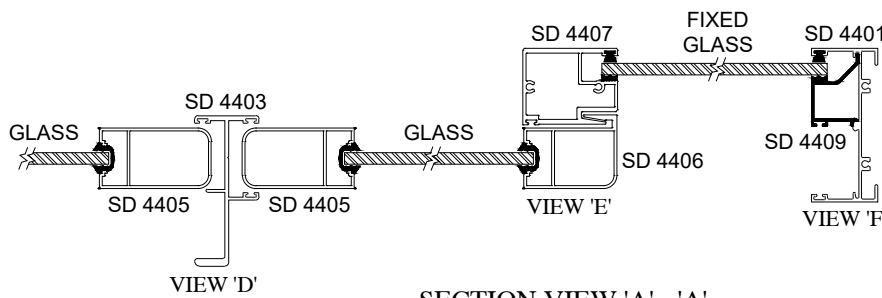
Sliding Door - SD 44 Series



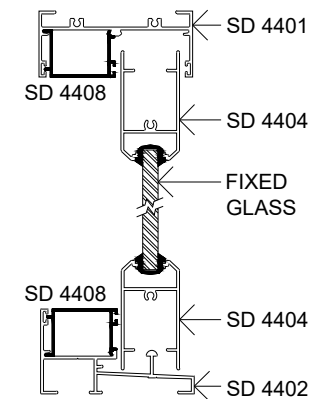
SLIDING DOOR



SECTION VIEW 'B' - 'B'



SECTION VIEW 'A' - 'A'



SECTION VIEW 'C' - 'C'



BP Aluminium Extrusion Sdn. Bhd.

**No.15 & 16, 1C KKIP Selatan, Industrial Zone 2, KKIP,
88450, Jalan Sepanggar, Menggatal.**

t : 60-88-499333, 499111 f : 60-88-499222

b_p_a_e@yahoo.com