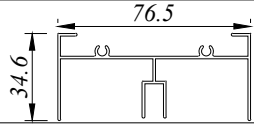
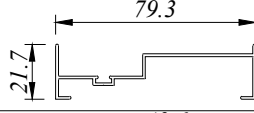
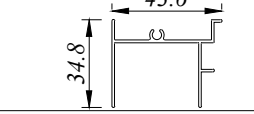
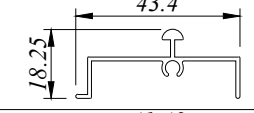
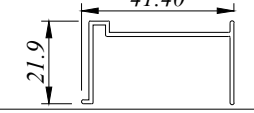
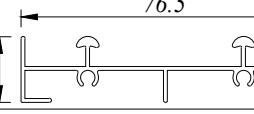
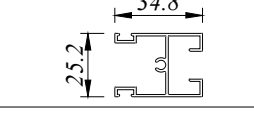
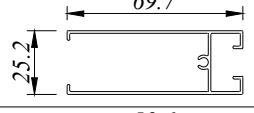
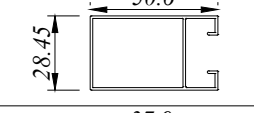
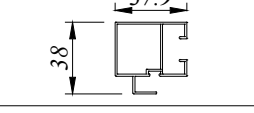
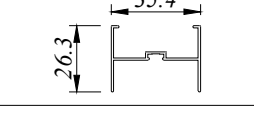
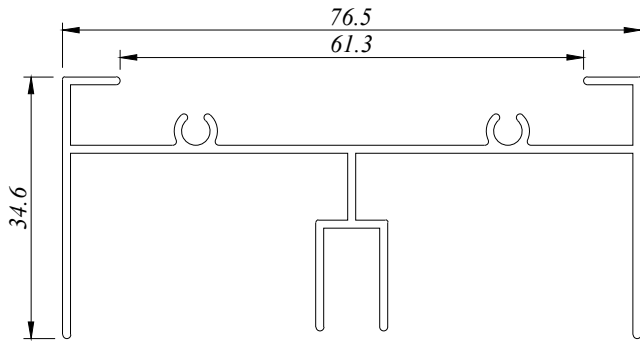


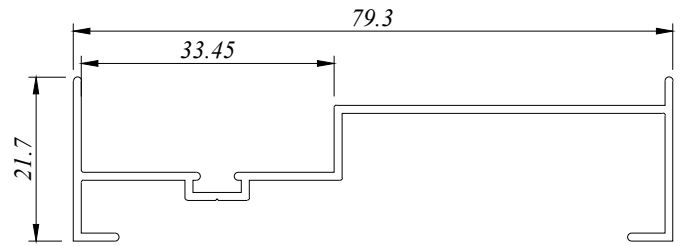
*SD - Sliding Door*  
*41 SERIES*

PROFILE NO.	PICTURE OF PROFILE	WEIGHT (KG/M)	THICKNESS	PACKING IN BUNDLE (PCS)
			AREA PERIMETER	
SD 4101		0.697	1.05 MM 433.897 MM	6
SD 4102		0.473	1.05 MM 291.760 MM	10
SD 4103		0.401	1.05 MM 246.732 MM	8
SD 4104		0.276	1.05 MM 163.521 MM	10
SD 4105		0.352	1.05 MM 172.675 MM	12
SD 4106		0.630	1.05 MM 325.355 MM	6
SD 4107		0.426	1.00 MM 268.880 MM	8
SD 4108		0.599	1.05 MM 387.783 MM	6
SD 4109		0.528	1.05 MM 226.069 MM	6
SD 4110		0.558	1.05 MM 248.645 MM	6
SD 4111		0.249	0.90 MM 192.067 MM	12

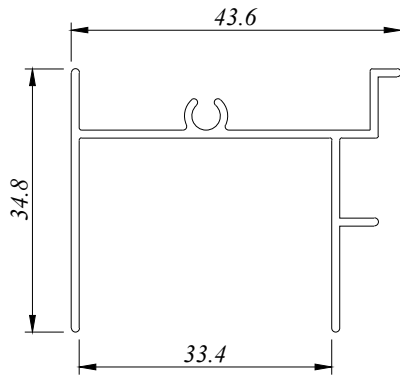
All Profiles are standard length 6.1 M for SD Series  
Except SD 4102 which is 4.34 M & 4.88 M



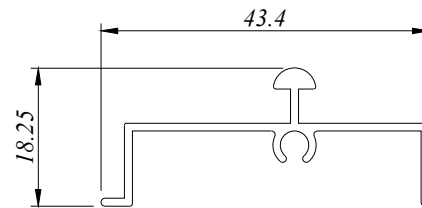
SD 4101  
0.697 Kg/M  
AP : 433.897 MM



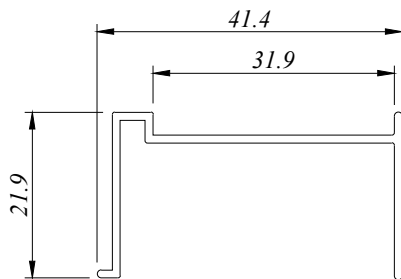
SD 4102  
0.473 Kg/M  
AP : 291.760 MM



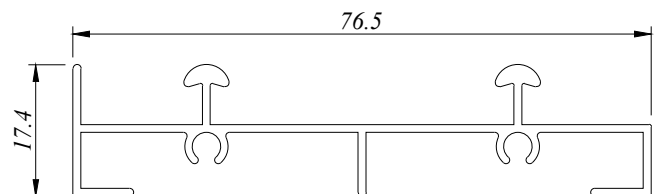
SD 4103  
0.401 Kg/M  
AP : 246.732 MM



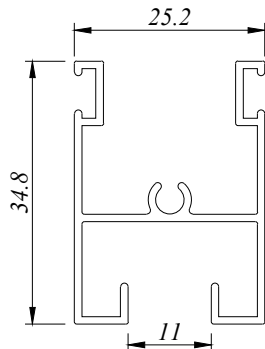
SD 4104  
0.276 Kg/M  
AP : 163.521 MM



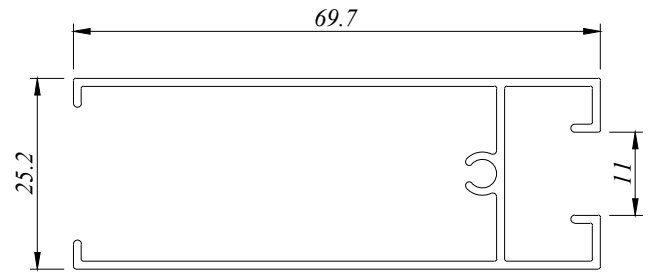
SD 4105  
0.352 Kg/M  
AP : 172.675 MM



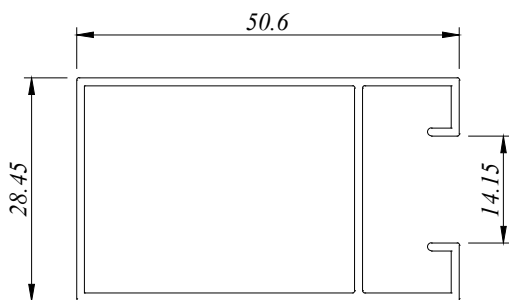
SD 4106  
0.630 Kg/M  
AP : 325.355 MM



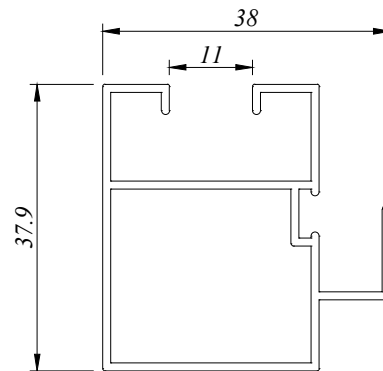
SD 4107  
0.426 Kg/M  
AP : 268.880 MM



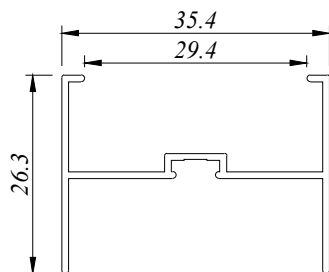
SD 4108  
0.599 Kg/M  
AP : 387.783 MM



SD 4109  
0.528 Kg/M  
AP : 226.069 MM



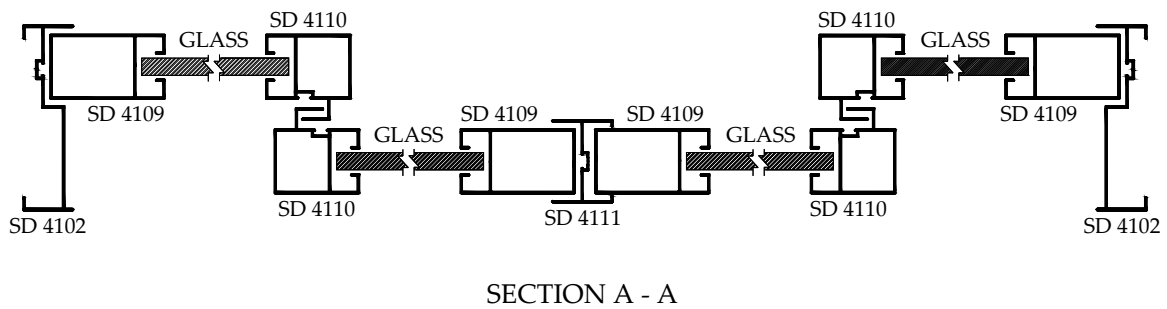
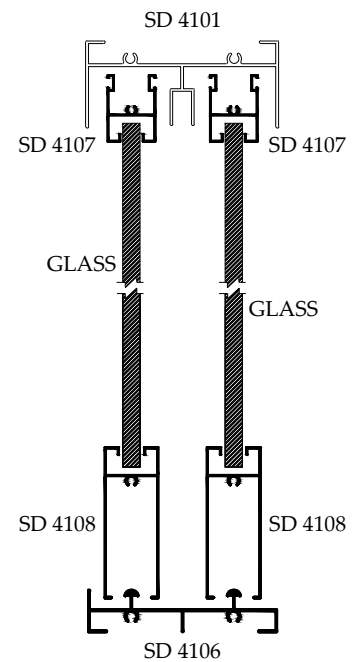
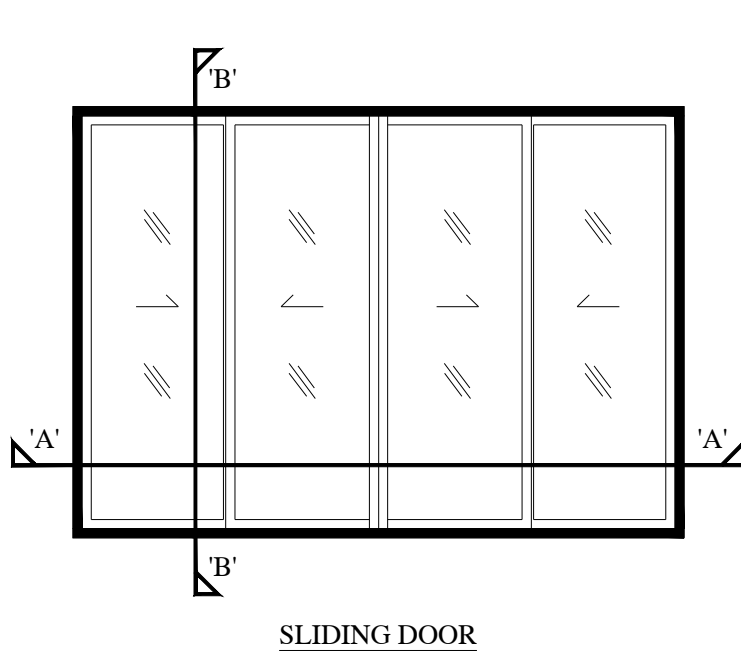
SD 4110  
0.558 Kg/M  
AP : 248.645 MM



SD 4111  
0.249 Kg/M  
AP : 192.067 MM

# aluminium profiles component usage

## Sliding Door - SD 41 Series



**BP Aluminium Extrusion Sdn. Bhd.**

**No.15 & 16, 1C KKIP Selatan, Industrial Zone 2, KKIP,  
88450, Jalan Sepanggar, Menggatal.**

**t : 60-88-499333, 499111 f : 60-88-499222**

**b\_p\_a\_e@yahoo.com**