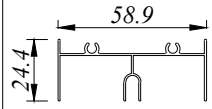
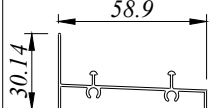
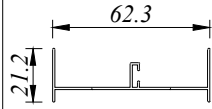
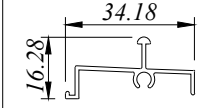
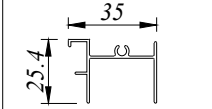
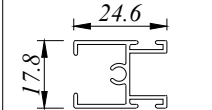
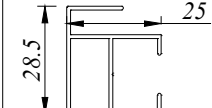
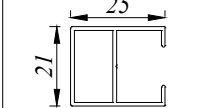
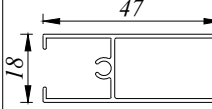
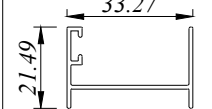
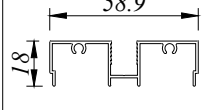
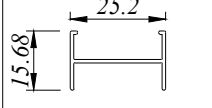
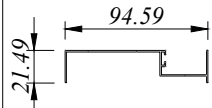


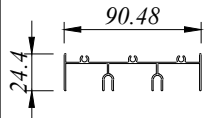
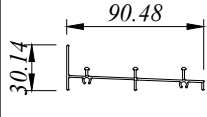
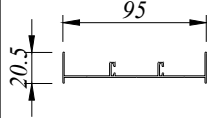
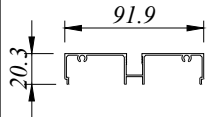
-ESW-

Economic Sliding Window

35 SERIES

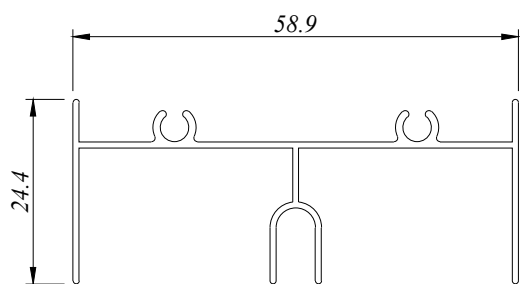
PROFILE NO.	PICTURE OF PROFILE	WEIGHT (KG/M) ARE PERIMETER (MM)				PACKING IN BUNDLE (PCS)
		B 0.90 MM	D 1.00 MM	H 1.20 MM	J 1.30 MM	
ESW 3501		0.384 305.580	0.430 303.201	0.504 301.469	0.547 301.704	10
ESW 3502			0.382 250.150	0.425 248.735	0.445 249.212	10
ESW 3503		0.290 238.520	0.335 237.352	0.387 235.352	0.420 236.894	10
ESW 3504		-	0.193 132.567	-	0.233 131.237	15
ESW 3505		-	0.291 193.394	-	-	12
ESW 3506		0.228 181.395	0.251 181.395	0.290 180.024	0.310 179.338	16
ESW 3507		0.305 177.640	0.340 176.926	0.382 174.782	0.407 249.212	12
ESW 3508		0.250 137.350	0.278 134.334	0.317 133.105	0.339 188.876	12
ESW 3509		0.306 248.990	0.338 246.854	0.386 249.990	0.412 244.454	12
ESW 3510		-	0.252 166.710	-	-	12
ESW 3511		-	0.408 284.555	0.489 295.540	-	10
ESW 3512		0.146 185.390	-	-	-	20
ESW 3513		-	0.478 322.523	0.523 322.471	0.625 322.060	6

All Profiles are standard length 6.1 M for ESW Series

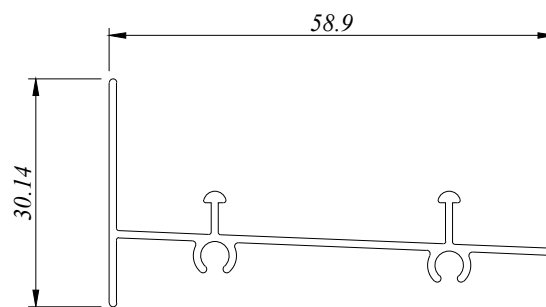
PROFILE NO.	PICTURE OF PROFILE	WEIGHT (KG/M) ARE PERIMETER (MM)				PACKING IN BUNDLE (PCS)
		B 0.90 MM	D 1.00 MM	H 1.20 MM	J 1.30 MM	
ESW 3514		-	0.634 443.303	0.736 445.006	0.882 441.650	6
ESW 3515		-	0.512 343.240	0.575 341.712	0.688 339.791	6
ESW 3516		-	0.443 327.058	0.515 327.116	-	6
ESW 3517		-	0.602 375.593	-	-	6

All Profiles are standard length 6.1 M for ESW Series

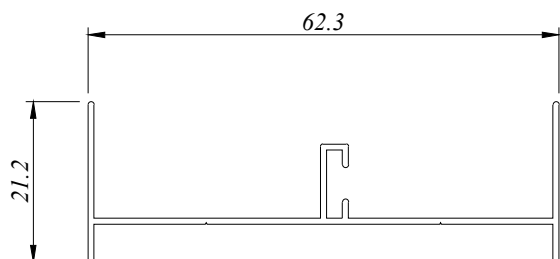
#Except for ESW 3514 & ESW 3515 standard length 5.49 M & 6.1M



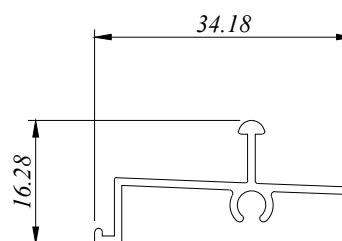
ESW 3501 D
0.430 Kg/M
AP : 303.201 MM



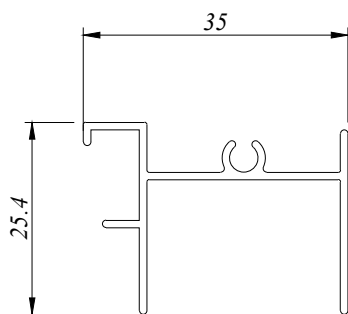
ESW 3502 D
0.382 Kg/M
AP : 250.150 MM



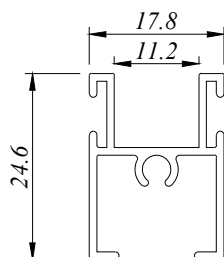
ESW 3503 D
0.335 Kg/M
AP : 237.352 MM



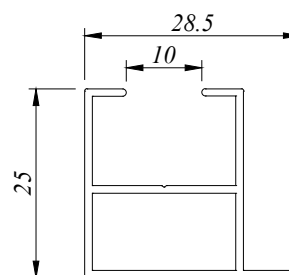
ESW 3504 D
0.193 Kg/M
AP : 132.567 MM



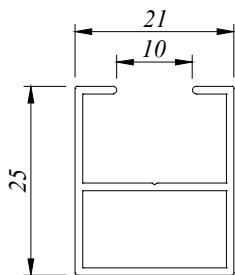
ESW 3505 D
0.291 Kg/M
AP : 193.934 MM



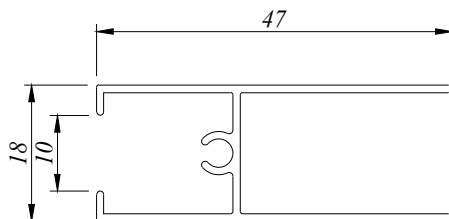
ESW 3506 D
0.251 Kg/M
AP : 181.395 MM



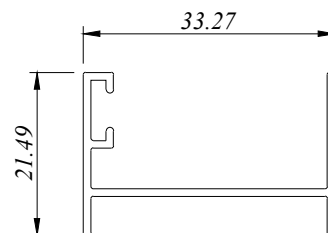
ESW 3507 D
0.340 Kg/M
AP : 176.926 MM



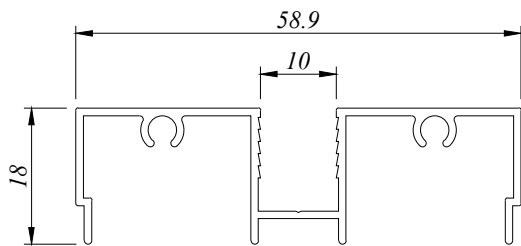
ESW 3508 D
0.278 Kg/M
AP : 134.334 MM



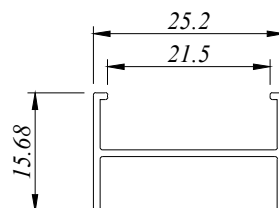
ESW 3509 D
0.338 Kg/M
AP : 246.854 MM




ESW 3510 D
0.252 Kg/M
AP : 166.710 MM



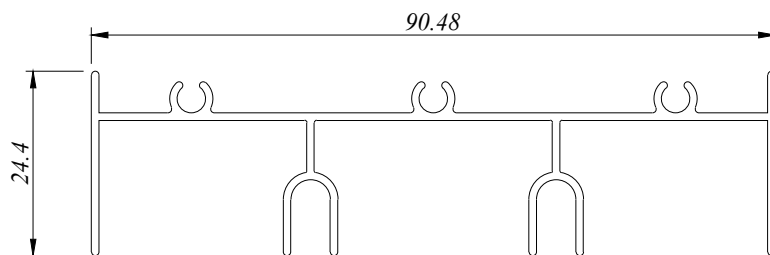
ESW 3511 D
0.408 Kg/M
AP : 284.555 MM



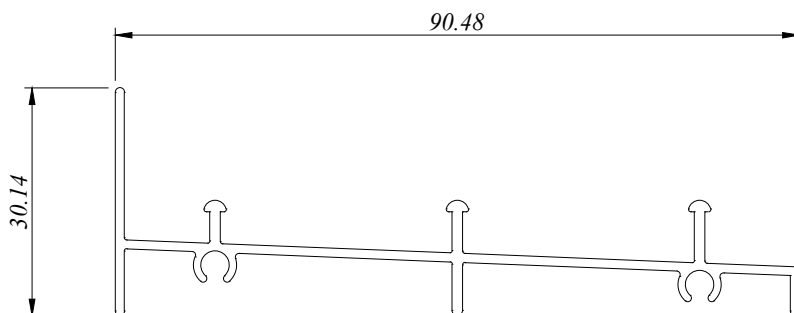
ESW 3512 B
0.146 Kg/M
AP : 185.390 MM



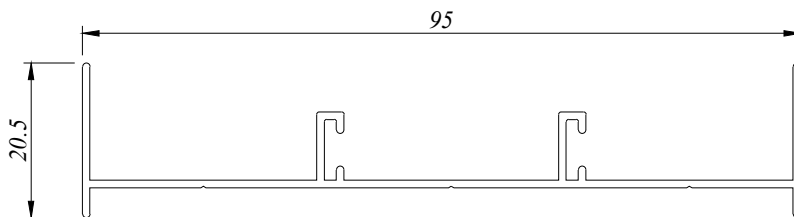
ESW 3513 D
0.478 Kg/M
AP : 322.523 MM



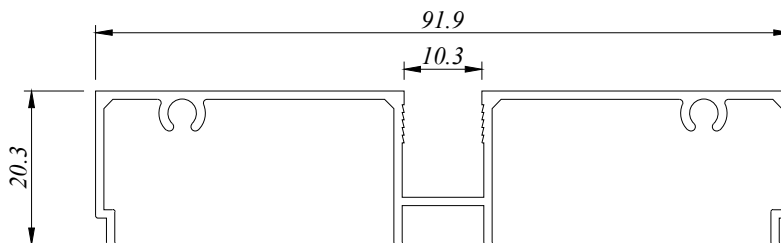
ESW 3514 D
0.634 Kg/M
AP : 443.303 MM



ESW 3515 D
0.512 Kg/M
AP : 343.240MM



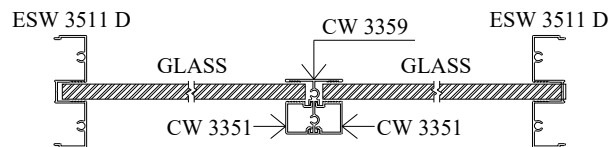
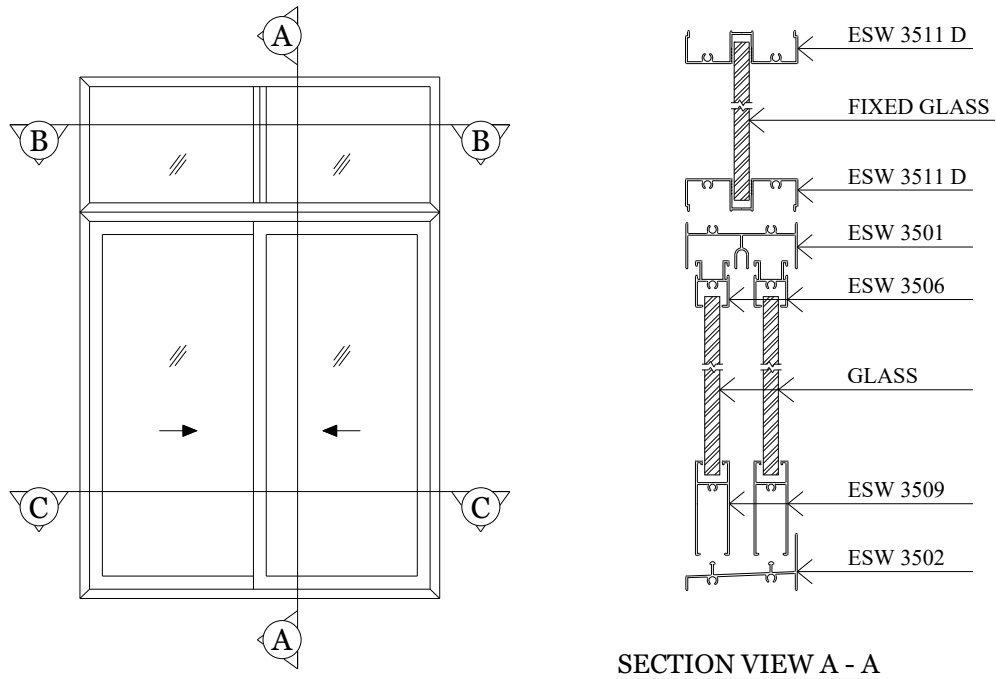
ESW 3516 D
0.443 Kg/M
AP : 327.057 MM



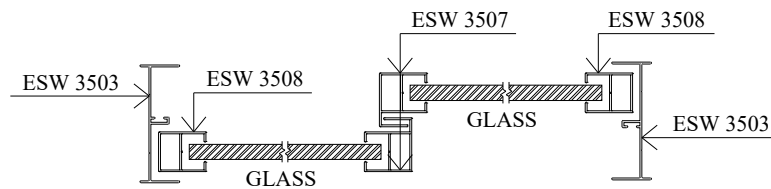
ESW 3517 D
0.602 Kg/M
AP : 375.593 MM

aluminium profiles component usage

Economic Sliding Window - ESW 35 Series



SECTION VIEW B - B



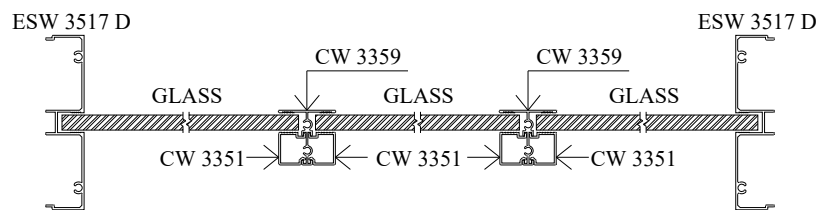
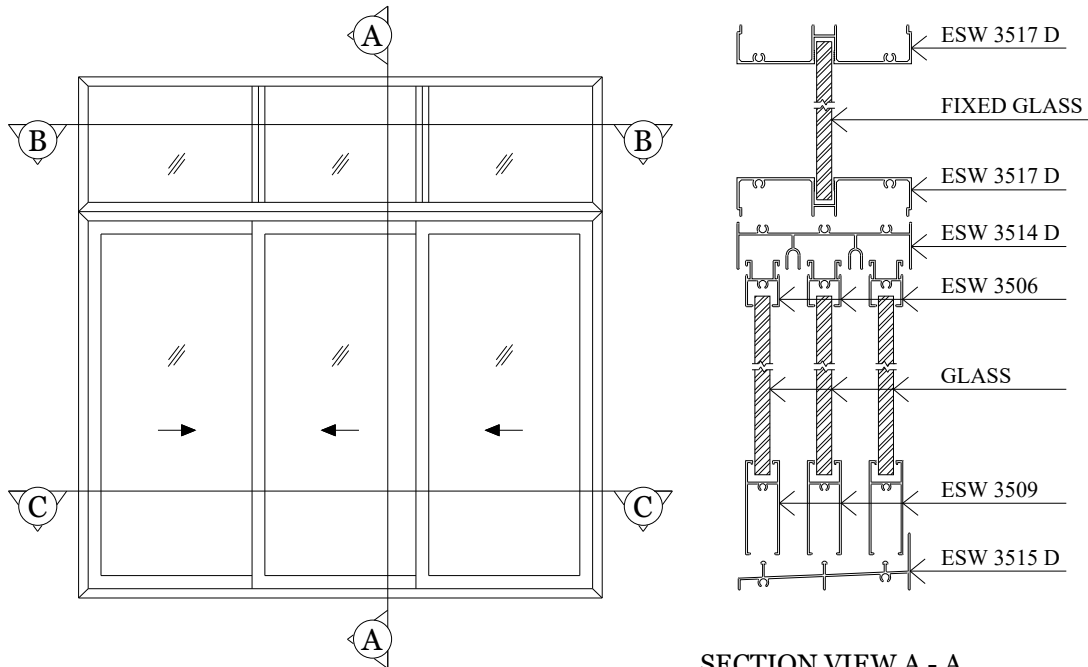
SECTION VIEW C - C

we made aluminium into shapes ...

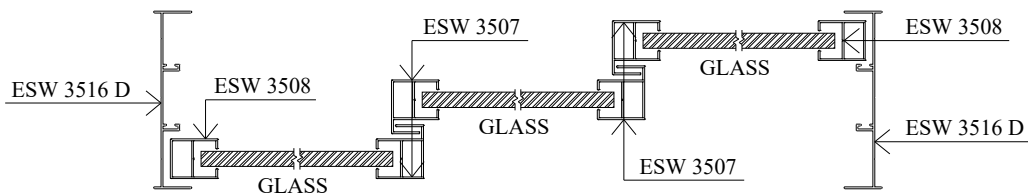
profile information

aluminium profiles component usage

Economic Sliding Window - ESW 35 Series



SECTION VIEW B - B



SECTION VIEW C - C



BP Aluminium Extrusion Sdn. Bhd.

**No.15 & 16, 1C KKIP Selatan, Industrial Zone 2, KKIP,
88450, Jalan Sepanggar, Menggatal.**

t : 60-88-499333, 499111 f : 60-88-499222

b_p_a_e@yahoo.com